

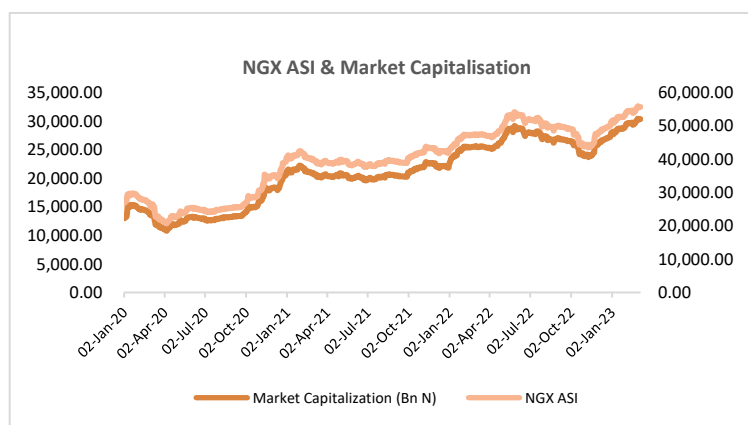


# Cowry Daily Market Insight 03 April 2023

MPR: 18.00%  
Feb'23 Inflation Rate: 21.91%  
FY 2022 Real GDP: 3.11%

Local Bourse Index Moderates by 0.09% amid Profit-Taking Activity; NIBOR Falls for All Maturities Tracked on Financial System Liquidity Boost...

The domestic stock market index further nosedived by 0.09% to close at 54,184.34 points as the bear's sustained dominance. Hence, the year-to-date gain of the local bourse moderated to 5.72% even as the Exchange printed a lower number of gainers (11) than losers (22). Specifically, the share prices of UACN, ETERNA, INTBREW, PZ, and ETI declined by 9.95%, 9.56%, 6.67%, 3.57%, and 3.11%, respectively. Most of the sector gauges closed in the red zone with the NGX Banking, NGX Consumer Goods, and NGX Oil/Gas indices falling by 0.26%, 0.31%, and 0.32%, respectively. However, the NGX Insurance index gained by 0.30% while the NGX Industrial index closed flat. In the broad and narrow markets, the NGX Premium, NGX Mainboard, and NGX-30 indexes increased by 1 basis point, 12 basis points, and 131 basis points, respectively. Meanwhile, trading activity nosedived, with total volume and value decreasing by 47.56% and 35.32%, respectively, to 292.56 million units and N2.38 billion. In terms of volume, FIDELITYBK was the most active stock, with 287.68 million shares worth N395.36 million changing hands in 199 deals.



TENOR	NIBOR as @ 03/04/2023	NIBOR as @ 31/03/2023	PPT
Overnight	18.5000	19.0000	(0.50)
1 Month	15.0000	16.3300	(1.33)
3 Months	15.3300	17.3800	(2.05)
6 Months	15.8300	17.5800	(1.75)

Source: FMDQ

TENOR	NITTY as @ 03/04/2023	NITTY as @ 31/03/2023	PPT
1Month	4.2400	3.9900	0.25
3 Months	5.7900	5.4600	0.33
6 Months	7.8700	7.5700	0.30
12 Months	13.5400	12.7400	0.80

Source: FMDQ

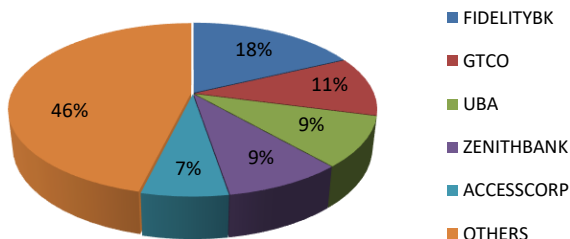
Bond Name	Maturity (Years)	Bid Price	Daily Δ	Offer yield	Yield YTD PPT Δ
16.29% FGN MAR 2027	10	110.80	0.00	12.72%	-0.012
12.50% FGN MAR 2035	15	87.50	0.00	14.75%	0.013
16.25% FGN APR 2037	20	105.40	(1.21)	15.30%	0.007
12.98% FGN MAR 2050	30	83.22	(0.99)	15.65%	0.017

Source: FMDQ

Eurobond Name	Maturity (Years)	Bid Price	Daily Δ	Offer Yield	Yield YTD PPT Δ
6.375% JUL 12, 2023	10	99.09	0.28	9.71%	0.007
7.69% FEB 23, 2038	20	68.15	1.57	12.44%	-0.000
7.62% NOV 28, 2047	30	64.80	1.52	12.15%	-0.001

Source: FMDQ

Today's biggest transactions by %age of total naira votes



MARKET STATISTICS	CLOSE	PREVIOUS	TODAY'S %	YTD %
All Share Index (ASI)	54,184.34	54,232.34	(0.09)	5.723
Deals	4,408	3,943	11.79	
Volume (millions)	292.56	557.93	(47.56)	
Value (₦ Millions)	2,380.44	3,680.56	(35.32)	
Market Cap (₦ billions)	29,517.54	29,543.69	(0.09)	5.741

SECTORED INDICES	CLOSE	PREVIOUS	TODAY'S % Δ
NGX BANKING	451.78	452.97	(0.26)
NGX INSURANCE	178.05	177.51	0.30
NGX CONSUMER GOODS	700.53	702.74	(0.31)
NGX OIL/GAS	509.22	510.83	(0.32)
NGX INDUSTRIAL	2,456.45	2,456.45	0.00

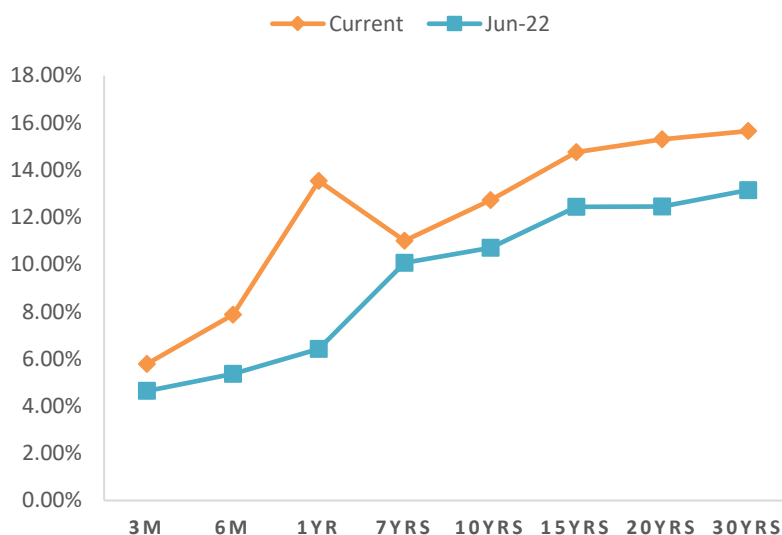
Source: NGX, Cowry Research

## IMPORTANT DISCLOSURES

This report is produced by the Research Desk, Cowry Asset Management Limited (COWRY) as a guideline for Clients that intend to invest in securities on the basis of their own investment decision without relying completely on the information contained herein. The opinion contained herein is for information purposes only and does not constitute any offer or solicitation to enter into any trading transaction. While care has been taken in preparing this document, no responsibility or liability whatsoever is accepted by any member of COWRY for errors, omission of facts, and any direct or consequential loss arising from the use of this report or its contents.



## FGN NAIRA YIELD CURVE



USD/NGN Exchange Rate	03/04/2023	Previous	Daily %
I&E FX	₦463.50	₦461.38	0.46%
Parallel	₦745	₦748	0.40%

Major Currencies	03/04/2023	Daily %	Yearly %
EURUSD	1.0902	0.58%	-0.55%
GBPUSD	1.241	0.59%	-5.34%
USDCHF	0.913	-0.25%	-1.52%
USD RUB	78.28	0.37%	-3.94%
AUDUSD	0.678	1.41%	-10.03%
NZDUSD	0.629	0.54%	-9.41%
USDJPY	132.348	-0.33%	7.75%
USDCNY	6.88	0.06%	7.90%
USDINR	82.23	0.08%	8.98%

Commodities	03/04/2023	Daily%	Yearly %
Crude Oil, \$/bbl.	80.501	6.38%	-20.93%
Brent, \$/bbl.	84.723	6.05%	-20.04%
Natural Gas, \$/MMBtu	2.111	-4.74%	-63.59%
Coal, \$/T	198	11.71%	-25.00%
Gold, \$/t.oz	1989.43	1.09%	2.84%
Wheat, \$/Bu	704.98	1.84%	-30.20%
Palm Oil, MYR/T	3884	3.27%	-31.76%
Cocoa, \$/T	2884	-1.67%	12.57%

## Money Market

NIBOR declined across the board for all maturities tracked as gauges of money market stress eased, and banks with liquidity sought lower rates. Likewise, short-term benchmark rates, such as the open repo rate (OPR) and the overnight lending rate (OVN), decreased to 17.38% (from 18.50%) and 17.88% (from 18.88%), respectively.

Meanwhile, NITTY increased for the bulk of tenor buckets tracked, even as the average secondary market yield on T-bills expanded to 7.75%.

## Bond Market

In the OTC bond market, the value of plain-vanilla FGN bonds was relatively flat, despite the average yield on the secondary market increasing to 13.59%. Specifically, the 20-year and 30-year bonds were 113 bps and 118 bps cheaper, while their corresponding yields increased to 15.30% (from 15.10%), and 15.65% (from 15.47%), respectively. Notably, 10-year and 15-year debt yields remained stable at 12.72%, and 15.75%, respectively.

Elsewhere, the value of the FGN Eurobond traded higher for all of the maturities tracked amid sustained bullish sentiment. Similarly, the average secondary market yield contracted to 11.95%.

## Foreign Exchange Market

The Naira weakened against the greenback, trading lower at N463.50 (from N461.38) at the Investors and Exporters (I&E) windows. Likewise, the parallel market appreciated by 0.40% to N745 (from N748).

## Global Commodity Market

At 3:30 p.m. GMT+1, Brent crude jumped 6.05% to \$84.72 per barrel, while WTI crude gained 6.38% to \$80.50 per barrel.

Oil prices rose on Monday, as investors reacted to an unexpected output cut by OPEC+.

Gold was trading near \$1989 per ounce (+1.09%), driven by a downtick in the US dollar and US treasury bond.

Source: FMDQ, Trading Economics, OilPrice.com, Cowry Research

### IMPORTANT DISCLOSURES

This report is produced by the Research Desk, Cowry Asset Management Limited (COWRY) as a guideline for Clients that intend to invest in securities on the basis of their own investment decision without relying completely on the information contained herein. The opinion contained herein is for information purposes only and does not constitute any offer or solicitation to enter into any trading transaction. While care has been taken in preparing this document, no responsibility or liability whatsoever is accepted by any member of COWRY for errors, omission of facts, and any direct or consequential loss arising from the use of this report or its contents.



# Cowry Daily Market Insight 03 April 2023

Corporate Bond Issuer	Description	Issue Date	Maturity Date	Coupon (%)	Yield (%)	Daily Δ
*C & I LEASING PLC	16.54 C&I LEASING I 11-JUN-2023	11-Jul-18	11-Jun-23	16.54	7.85	0.00
STERLING INV. MGT. PLC	16.50 STERLING INV. 3-AUG-2023	03-Aug-16	03-Aug-23	16.50	7.10	0.01
MIXTA REAL ESTATE PLC	16.50 MIXTA IIA 12-OCT-2023	12-Oct-18	12-Oct-23	16.50	8.94	0.04
MIXTA REAL ESTATE PLC	17.75 MIXTA IIB 12-OCT-2023	12-Oct-18	12-Oct-23	17.75	14.64	0.04
FLOUR MILLS OF NIGERIA PLC	16.00 FLOURMILLS II 30-OCT-2023	01-Nov-18	30-Oct-23	16.00	9.58	0.05
STANBIC IBTC	15.75 STANBIC I 5-DEC-2023	17-Dec-18	05-Dec-23	15.75	10.26	0.07
FCMB LIMITED	17.25 FCMB III 8-DEC-2023	09-Dec-16	08-Dec-23	17.25	10.70	0.07
DANGOTE CEMENT PLC	11.25 DANGCEM IA 30-MAY-2024	26-May-21	30-May-24	11.25	13.01	0.18
FLOUR MILLS OF NIGERIA PLC	11.10 FLOURMILLS IIIB 27-FEB-2025	27-Feb-20	27-Feb-25	11.10	15.26	0.03
LAPO MFB SPV PLC	13.00 LAPO MFB II 30-MAR-2025	30-Mar-20	30-Mar-25	13.00	12.29	0.01
DANGOTE CEMENT PLC	12.50 DANGCEM I 30-APR-2025	24-Apr-20	30-Apr-25	12.50	13.97	-0.01
CERPAC RECEIVABLES FUNDING SPV PLC	15.25 CERPAC-SPV I 7-MAY-2025	07-May-18	07-May-25	15.25	6.63	0.08
UNITED CAPITAL PLC	12.50 UNICAP I 28-MAY-2025	28-May-20	28-May-25	12.50	14.79	0.17
CERPAC RECEIVABLES FUNDING SPV PLC	15.50 CERPAC-SPV II 15-JUL-2025	11-Jul-18	15-Jul-25	15.50	7.14	0.08
PARTHIAN PARTNERS FUNDING SPV PLC	13.50 PAPF SPV I 27-Jul-2025	27-Jul-22	27-Jul-25	13.50	13.54	-0.01
UNION BANK OF NIGERIA PLC	15.75 UNION II 3-SEP-2025	07-Sep-18	03-Sep-25	15.75	12.97	-0.01
STERLING INV. MGT. PLC	16.25 STERLING INV. II 6-OCT-2025	05-Oct-18	06-Oct-25	16.25	15.39	0.00
WEMA FUNDING SPV PLC	16.50 WEMA FUNDING SPV II 12-OCT-2025	12-Oct-18	12-Oct-25	16.50	15.46	0.00
CORONATION MB FUNDING SPV PLC	6.25 CORO MB SPV I 30-NOV-2025	30-Nov-20	30-Nov-25	6.25	14.21	0.00
FLOUR MILLS OF NIGERIA PLC	5.50 FLOURMILLS IV A 15-DEC-2025	14-Dec-20	15-Dec-25	5.50	12.85	0.00
CARDINALSTONE FINANCING SPV PLC	7.00 CARDINAL SPV I 30-DEC-2025	30-Dec-20	30-Dec-25	7.00	12.54	0.09
FSDH FUNDING SPV PLC	8.50 FSDH SPV PLC IA 16-FEB-2026	16-Feb-21	16-Feb-26	8.50	13.02	0.00
FSDH FUNDING SPV PLC	8.00 FSDH SPV PLC IB 16-FEB-2026	16-Feb-21	16-Feb-26	8.00	13.02	0.00
MECURE INDUSTRIES FUNDING SPV PLC	13.00 MECURE SPV PLC I 31-MAR-2026	31-Mar-21	31-Mar-26	13.00	14.18	0.04
DANGOTE CEMENT PLC	12.50 DANGCEM IB 30-MAY-2026	26-May-21	30-May-26	12.50	13.24	0.00
ACCESS BANK PLC	15.50 ACCESS BANK 23-JUL-2026	23-Jul-19	23-Jul-26	15.50	14.65	0.00
MTN NIGERIA COMMUNICATIONS PLC	13.50 MTNN IA 30-SEP-2026	30-Sep-22	30-Sep-26	13.50	13.44	0.00
SUNDRY FOODS FUNDING SPV PLC	13.50 SUNDRY SPV PLC I 15-DEC-2026	15-Dec-21	15-Dec-26	13.50	12.47	-0.01
EAT & GO FINANCE SPV PLC	14.25 EAT & GO FINANCE SPV 17-DEC-2026	17-Dec-19	17-Dec-26	14.25	13.83	0.02
DANGOTE CEMENT PLC	11.85 DANGCEM IIA 30-APR-2027	27-Apr-22	30-Apr-27	11.85	13.92	-0.01
AXXELA FUNDING 1 PLC	14.30 AXXELA I 20-MAY-2027	20-May-20	20-May-27	14.30	14.24	-0.01
ACCELEREX SPV PLC	14.00 ACSP I 15-JUN-2027	15-Jun-22	15-Jun-27	14.00	15.68	0.00

[www.cowryasset.com](http://www.cowryasset.com)

#### IMPORTANT DISCLOSURES

This report is produced by the Research Desk, Cowry Asset Management Limited (COWRY) as a guideline for Clients that intend to invest in securities on the basis of their own investment decision without relying completely on the information contained herein. The opinion contained herein is for information purposes only and does not constitute any offer or solicitation to enter into any trading transaction. While care has been taken in preparing this document, no responsibility or liability whatsoever is accepted by any member of COWRY for errors, omission of facts, and any direct or consequential loss arising from the use of this report or its contents.



# Cowry Daily Market Insight 03 April 2023

Corporate Bond Issuer	Description	Issue Date	Maturity Date	Coupon (%)	Yield (%)	Daily Δ
NOVAMBL INVESTMENTS SPV PLC	12.00 NOVAMBL SPV I 23-JUL-2027	23-Jul-20	23-Jul-27	12.00	17.20	0.00
UNICAP	15.00 UNICAP II 14-SEP-2027	14-Sep-22	14-Sep-27	15.00	15.39	0.00
*NMRC	7.20 NMRC III 2-NOV-2027	02-Nov-20	02-Nov-27	7.20	15.08	-0.01
VIATHAN FUNDING PLC	16.00 VIATHAN (GTD) 14-DEC-2027	15-Dec-17	14-Dec-27	16.00	12.91	0.00
FLOUR MILLS OF NIGERIA PLC	6.25 FLOURMILLS IV B 14-DEC-2027	14-Dec-20	14-Dec-27	6.25	15.34	0.00
BUA CEMENT PLC	7.50 BUACEM I 30-DEC-2027	30-Dec-20	30-Dec-27	7.50	13.14	-0.01
MTN NIGERIA COMMUNICATIONS PLC	13.00 MTN COM PLC I 5-MAY-2028	05-May-21	05-May-28	13.00	14.59	0.00
DANGOTE CEMENT PLC	13.50 DANGCEM IC 30-MAY-2028	26-May-21	30-May-28	13.50	15.00	0.00
C&I LEASING PLC	15.50 C&I LEASING II 3-JUN-2028	03-Jun-21	03-Jun-28	15.50	14.91	0.00
CERPAC RECEIVABLES FUNDING SPV PLC	14.50 CERPAC-SPV III 15-JUL-2028	10-Sep-21	15-Jul-28	14.50	15.89	0.00
ARDOVA PLC	13.30 ARDOVA PLC IA 12-NOV-2028	12-Nov-21	12-Nov-28	13.30	13.72	0.00
EAT & GO FINANCE SPV PLC	13.25 EAT & GO FINANCE SPV 8-MAR-2029	08-Mar-22	08-Mar-29	13.25	15.88	0.00
PRESCO PLC	12.85 PRESCO PLC 5-APR-2029	05-Apr-22	05-Apr-29	12.85	15.06	0.00
DANGOTE CEMENT PLC	12.35 DANGCEM IIB 30-APR-2029	27-Apr-22	30-Apr-29	12.35	15.13	0.00
UNION BANK OF NIGERIA PLC	16.20 UNION III 27-JUN-2029	27-Jun-19	27-Jun-29	16.20	17.40	0.00
DANGOTE INDUSTRIES FUNDING PLC	12.75 DANGIFP IA 19-JUL-2029	19-Jul-22	19-Jul-29	12.75	15.91	0.00
GEREGU POWER PLC	14.50 GERP I 28-JUL-2029	28-Jul-22	28-Jul-29	14.50	15.80	-0.01
*NMRC	14.90 NMRC I 29-JUL-2030	29-Jul-15	29-Jul-30	14.90	14.35	0.00
TSL SPV PLC	10.00 TSL SPV I (GTD) 6-OCT-2030	06-Oct-20	06-Oct-30	10.00	15.42	0.01
FBNQ MB FUNDING SPV PLC	6.25 FBNQ MB SPV II 16-DEC-2030	16-Dec-20	16-Dec-30	6.25	15.41	0.00
FIDELITY BANK PLC	8.50 FIDELITY I 7-JAN-2031	07-Jan-21	07-Jan-31	8.50	15.42	0.00
PRIMERO BRT SECURITISATION SPV PLC	17.00 PRIMERO BRT-SPV 27-OCT-2031	24-May-19	27-Oct-31	17.00	17.38	0.00
MTN NIGERIA COMMUNICATIONS PLC	12.75 MTN COM PLC II 4-NOV-2031	04-Nov-21	04-Nov-31	12.75	15.40	0.00
ARDOVA PLC	13.65 ARDOVA PLC IB 12-NOV-2031	12-Nov-21	12-Nov-31	13.65	15.31	0.00
GPC-SPV COMPANY PLC	13.00 GPC SPV PLC (GTD) 23-NOV-2031	23-Nov-21	23-Nov-31	13.00	15.00	0.00
PAT DIGITAL INFRA FUND SPV PLC	13.25 PAT SPV PLC (GTD) 2-FEB-2032	02-Feb-22	02-Feb-32	13.25	15.27	0.00
DANGOTE CEMENT PLC	13.00 DANGCEM IIC 30-APR-2032	27-Apr-22	30-Apr-32	13.00	16.26	0.00
DANGOTE CEMENT PLC	13.00 DANGCEM IIC 30-APR-2032	19-Jul-22	19-Jul-32	13.50	16.46	0.00
MTN NIGERIA COMMUNICATIONS PLC	14.50 MTNN IB 30-SEP-2032	30-Sep-22	30-Sep-32	14.50	15.75	0.00
DANGOTE INDUSTRIES FUNDING PLC	13.50 DANGIFP IB 19-JUL-2032	19-Jul-22	19-Jul-32	16.75	16.75	0.00
*NMRC	13.80 NMRC II 15-MAR-2033	21-May-18	15-Mar-33	13.80	15.07	0.00
GEL UTILITY FUNDING SPV PLC	15.15 GEL UTILITY-SPV (GTD) 28-AUG-2034	28-Aug-19	28-Aug-34	15.15	15.89	0.00
LFZC FUNDING SPV PLC	13.25 LFZC II 16-MAR-2042	10-May-22	16-Mar-42	13.25	16.26	0.19

[www.cowryasset.com](http://www.cowryasset.com)

#### IMPORTANT DISCLOSURES

This report is produced by the Research Desk, Cowry Asset Management Limited (COWRY) as a guideline for Clients that intend to invest in securities on the basis of their own investment decision without relying completely on the information contained herein. The opinion contained herein is for information purposes only and does not constitute any offer or solicitation to enter into any trading transaction. While care has been taken in preparing this document, no responsibility or liability whatsoever is accepted by any member of COWRY for errors, omission of facts, and any direct or consequential loss arising from the use of this report or its contents.